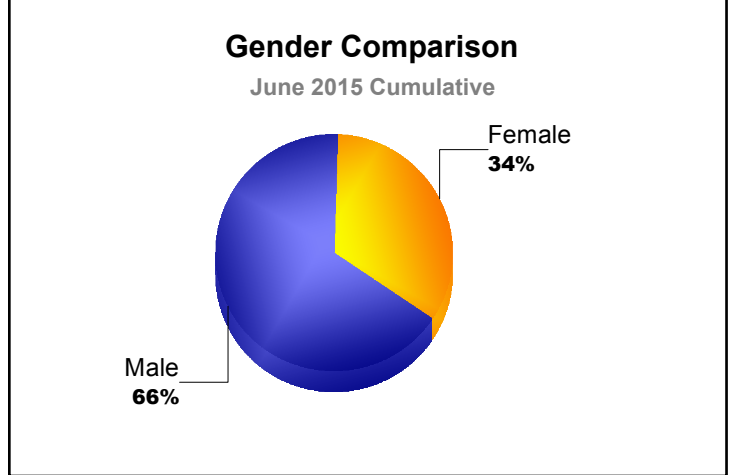
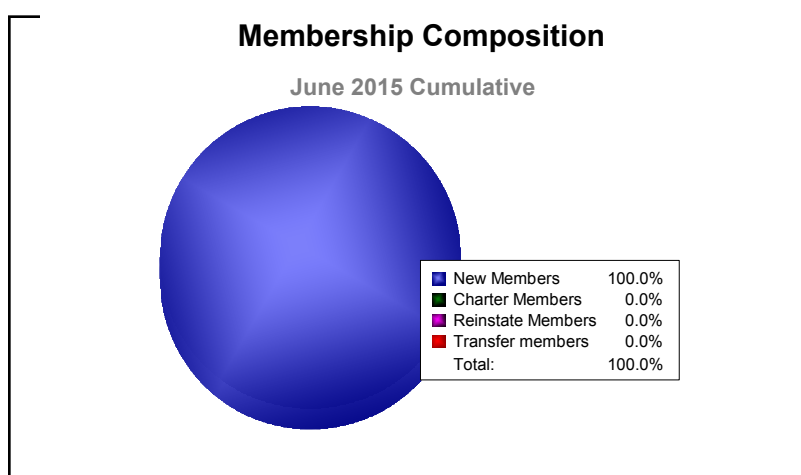
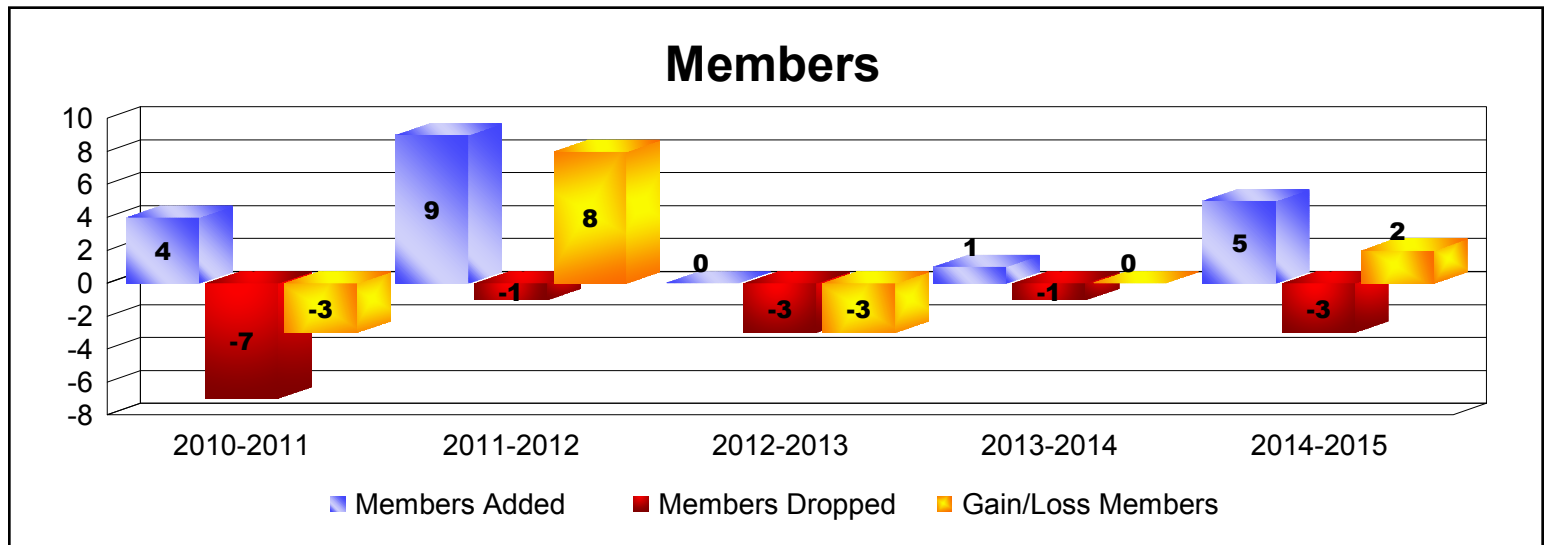
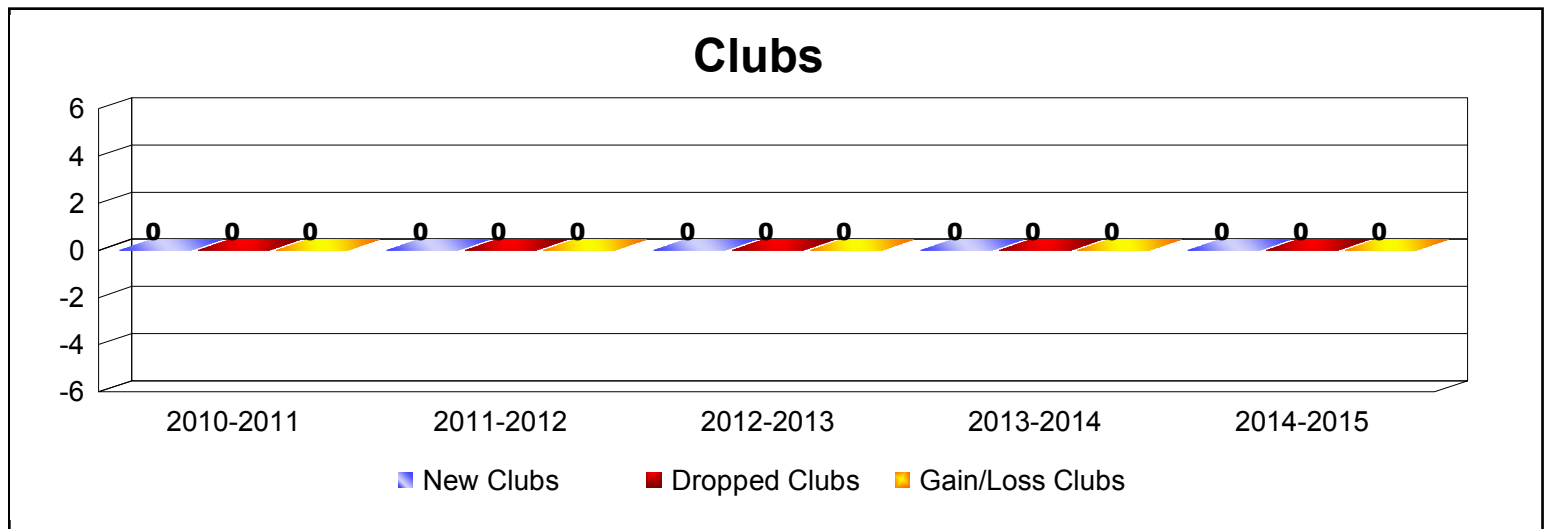


| Year | New Clubs | Dropped Clubs | Gain/ Loss Clubs | New Members | Charter Members | Reinstate Members | Transfer Members | Total Member Added | Total Members Dropped | Gain/ Loss Members |
|----------------|-----------|---------------|------------------|-------------|-----------------|-------------------|------------------|--------------------|-----------------------|--------------------|
| 2010-2011 | 0 | 0 | 0 | 4 | 0 | 0 | 0 | 4 | -7 | -3 |
| 2011-2012 | 0 | 0 | 0 | 8 | 0 | 0 | 1 | 9 | -1 | 8 |
| 2012-2013 | 0 | 0 | 0 | 0 | 0 | 0 | 0 | 0 | -3 | -3 |
| 2013-2014 | 0 | 0 | 0 | 1 | 0 | 0 | 0 | 1 | -1 | 0 |
| 2014-2015 | 0 | 0 | 0 | 5 | 0 | 0 | 0 | 5 | -3 | 2 |
| Average | 0 | 0 | 0 | 4 | 0 | 0 | 0 | 4 | -3 | 1 |



| Year | New Clubs | Dropped Clubs | Gain/ Loss Clubs | New Members | Charter Members | Reinstate Members | Transfer Members | Total Member Added | Total Members Dropped | Gain/ Loss Members |
|----------------|-----------|---------------|------------------|-------------|-----------------|-------------------|------------------|--------------------|-----------------------|--------------------|
| 2010-2011 | 0 | -2 | -2 | 51 | 0 | 3 | 4 | 58 | -116 | -58 |
| 2011-2012 | 0 | -1 | -1 | 69 | 0 | 4 | 4 | 77 | -94 | -17 |
| 2012-2013 | 0 | -2 | -2 | 60 | 0 | 0 | 3 | 63 | -99 | -36 |
| 2013-2014 | 0 | -1 | -1 | 77 | 0 | 2 | 5 | 84 | -78 | 6 |
| 2014-2015 | 0 | -1 | -1 | 84 | 0 | 4 | 0 | 88 | -91 | -3 |
| Average | 0 | -1 | -1 | 68 | 0 | 3 | 3 | 74 | -96 | -22 |

